



Week 36

Flower Basket

6" and 12"



Welcome to our Sew a long for 2020 and thank you for joining us

Each week we will be posting a free PDF pattern and tutorial the block for the week. You can make it as a 6" block or 12" block (finished) or make both of course.

We would love to see what you are making so please feel free to post your photo's on Facebook and Instagram using the hashtag #dq52sewalong .

Note: all seam allowances are 1/4" unless other wise stated



Cutting Instructions

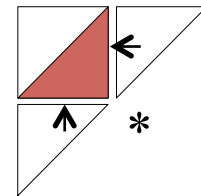
			6"	12"	
Background	Cut	3	2 1/2" squares	4" squares	
	Cut	1 *	2 3/8th" squares	3 7/8th" squares	☐
	Cut	2	2" x 3 1/2" rectangles	3 1/2" x 6 1/2" rectangles	
	Cut	1 *	3 7/8th square	6 7/8th square	☐
Fabric A,B,C	Cut	1 each	2 1/2"squares	4" squares	
Fabric D	Cut	1 *	2 3/8th" squares	3 7/8th" squares	☐
	Cut	1 *	3 7/8th" square	6 7/8th" square	☐

* cut in half diagonally once ☐

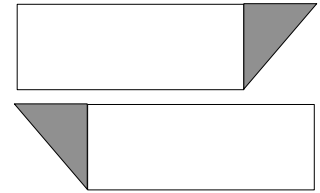
Piecing Instructions

1. Draw a diagonal line on the back of the **Background 2 1/2" (4")** squares. Pair up a **2 1/2" (4") Fabric A** square – right sides together and sew 1/4" on either side of the drawn line. Cut apart on the drawn line and press. Repeat this step with the **Fabric B & C** squares. Trim each half square triangle block to 2" (3 1/2").

2. Take one of the **2" (3 1/2")** half square triangles and sew a **Background 2 3/8" (3 7/8")** half to either side as shown. You will sew one on, fold back and press and then sew the second one. * you will have a 1/4" overlap at this point.

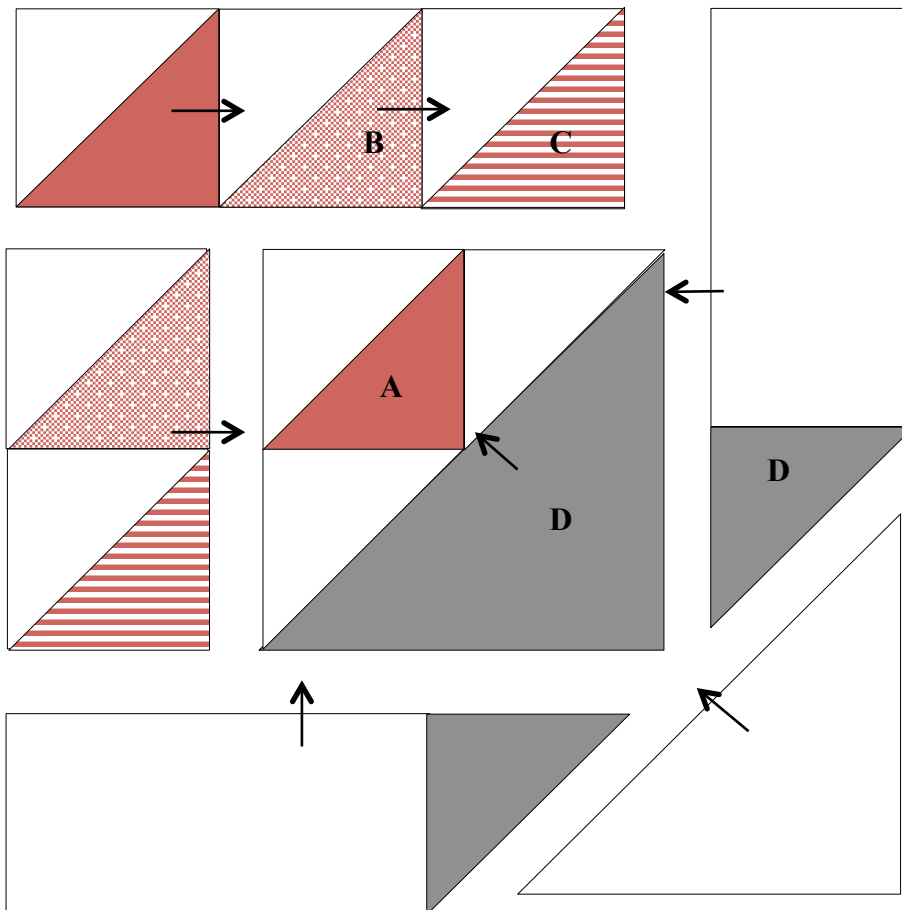


3. Sew a **Fabric D 2 3/8" (3 7/8")** half square triangle to the end of the **Background 2" x 3 1/2" (3 1/2" x 6 1/2" rectangle)** Repeat this step with the remaining background rectangle but this time the half square triangle is on the other end as shown.



Okey dokey, time to put your block together. Lay out all your block pieces as shown below and piece in the order shown.

Note: You will only use half of the **Fabric D and Background 3 7/8" (6 7/8")** square. The other half will be for another project.



Well done, another gorgeous block make. Press well and your block will measure **6 1/2" (12 1/2")**